

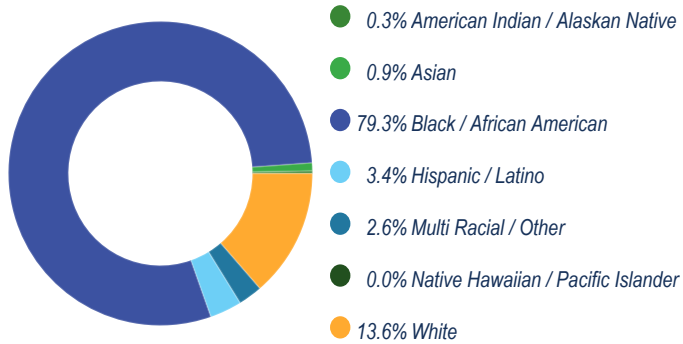


# HENRY H. HOUSTON SCHOOL

## 2021-22 SCHOOL PROGRESS REPORT ON EDUCATION AND EQUITY

School Code | 6260 Sector | District Network | Network 6  
Principal Name | Mr Leroy Hall  
Address | 7300 Rural Ln  
Phone | 215-400-3490 Website | houston.philasd.org/  
Report Type | K-8 School Grades in Report | K-8  
Admissions Category | Neighborhood  
Turnaround Model | N/A  
Receives HS Report | No  
Oct 1 Enrollment | 352

### Student Enrollment and Demographics



**375**

Total Number of Students Served for  
10+ Days Over the Year

**25.3%**

% Students with IEPs

**0.3%**

% English Learners

**61.1%**

% Economically Disadvantaged

### Student Attendance

**49.1%**

% Students Attending at Least 95%  
of Instructional Days

**75.2%**

% Students Attending at Least 90%  
of Instructional Days

Score Level	Performance	Improvement	Level
<b>Level 5</b>			
<b>Performance</b> <i>At or Above Target in</i> <b>22.2 %</b> <i>2 out of 9 Eligible Metrics</i>			
<b>Improvement</b> <b>Insufficient Data for Score</b>			
<b>Goal Performance (All Students)</b>			
<b>GOAL 1   PSSA ELA % of Students Proficient or Advanced (Grades 3-8)</b> <b>Score: 36.1 %</b> -6.4 pts from 2021-2022 target <b>NOT MEETING</b> no data prior year			
<b>GOAL 2   PSSA ELA % of Students Proficient or Advanced (Grade 3)</b> <b>Score: 26.7 %</b> -12.6 pts from 2021-2022 target <b>NOT MEETING</b> no data prior year			
<b>GOAL 3   PSSA Math % of Students Proficient or Advanced (Grades 3-8)</b> <b>Score: 11.3 %</b> -17.4 pts from 2021-2022 target <b>NOT MEETING</b> no data prior year			
● Meeting Target ● Not Meeting Target			
	<b>American Indian / Alaskan Native</b> Insufficient Data for Score	Insufficient Data for Score	
	<b>Asian</b> Insufficient Data for Score	Insufficient Data for Score	
	<b>Black / African American</b> Insufficient Data for Score	Insufficient Data for Score	
	<b>Hispanic / Latino</b> Insufficient Data for Score	Insufficient Data for Score	
	<b>Multi Racial / Other</b> Insufficient Data for Score	Insufficient Data for Score	
	<b>Native Hawaiian / Pacific Islander</b> Insufficient Data for Score	Insufficient Data for Score	
	<b>White</b> Insufficient Data for Score	Insufficient Data for Score	
	<b>English Learners</b> Insufficient Data for Score	Insufficient Data for Score	
	<b>Students with IEPs</b> Insufficient Data for Score	Insufficient Data for Score	
	<b>Economically Disadvantaged</b> Insufficient Data for Score	Insufficient Data for Score	

# Reading/ELA: Every Student Reads On or Above Grade Level

## Goal 1 - Reading Grades 3-8

School Code | 6260 School Name | Henry H. Houston School

**Goal 1:** The percentage of students in grades 3-8 who are proficient on the state ELA assessment will grow from 35.7% in August 2019 to 65.0% by August 2026

### PSSA ELA: % of Students Proficient or Advanced, Grades 3-8

**All Students, 216 students**

**Score: 36.1 %**



**2021-2022 Target: 42.5 %**

-6.4 pts from target

**2025-2026 Goal: 65.0 %**

-28.9 pts from target

NOT MEETING

no data prior year



- Meeting Target
- Not Meeting Target

**American Indian / Alaskan Native**

Insufficient Sample

**Asian**

Insufficient Sample

**Black / African American, 195 students**

**Score: 36.4 %**  
-6.1 pts from target

NOT MEETING

no data prior year



**Hispanic / Latino**

Insufficient Sample

**Multi Racial / Other**

Insufficient Sample

**Native Hawaiian / Pacific Islander**

Insufficient Sample

**White**

Insufficient Sample

**English Learners**

Insufficient Sample

**Students with IEPs, 68 students**

**Score: 29.4 %**  
-13.1 pts from target

NOT MEETING

no data prior year



**Economically Disadvantaged, 148 students**

**Score: 31.1 %**  
-11.4 pts from target

NOT MEETING

no data prior year



# Reading/ELA: Every Student Reads On or Above Grade Level

## Goal 2 - Reading Grade 3

School Code | 6260 School Name | Henry H. Houston School

**Goal 2:** The percentage of 3rd grade students who are proficient on the state ELA assessment will grow from 32.5% in August 2019 to 62.0% by August 2026

### PSSA ELA: % of Students Proficient or Advanced, Grade 3

All Students, 30 students

Score: 26.7 %



2021-2022 Target: 39.3 %

-12.6 pts from target

2025-2026 Goal: 62.0 %

-35.3 pts from target

NOT MEETING

no data prior year



- Meeting Target
- Not Meeting Target

American Indian / Alaskan Native

Insufficient Sample

Asian

Insufficient Sample

Black / African American, 21 students

Score: 14.3 %  
-25.0 pts from target

NOT MEETING

no data prior year



Hispanic / Latino

Insufficient Sample

Multi Racial / Other

Insufficient Sample

Native Hawaiian / Pacific Islander

Insufficient Sample

White

Insufficient Sample

English Learners

Insufficient Sample

Students with IEPs

Insufficient Sample

Economically Disadvantaged

Insufficient Sample

# Math & Science: Every Student Performs On or Above Grade Level

## Goal 3 - Math Grades 3-8

School Code | 6260 School Name | Henry H. Houston School

**Goal 3:** The percentage of students in grades 3-8 who are proficient on the state Math assessment will grow from 21.6% in August 2019 to 52.0% by August 2026

### PSSA Math: % Students Proficient or Advanced, Grades 3-8

All Students, 221 students

**Score: 11.3 %**



2021-2022 Target: 28.7 %

-17.4 pts from target

2025-2026 Goal: 52.0 %

-40.7 pts from target

NOT MEETING

no data prior year



### PSSA Science

% of Students Proficient or Advanced in Science (Grades 4 and 8)

**28.2 %**

20 out of 71 students

American Indian / Alaskan Native

Insufficient Sample

Asian

Insufficient Sample

Black / African American, 199 students

**Score: 9.1 %**

-19.6 pts from target

NOT MEETING

no data prior year



Hispanic / Latino

Insufficient Sample

Multi Racial / Other

Insufficient Sample

Native Hawaiian / Pacific Islander

Insufficient Sample

White

Insufficient Sample

English Learners

Insufficient Sample

Students with IEPs, 71 students

**Score: 16.9 %**

-11.8 pts from target

NOT MEETING

no data prior year



Economically Disadvantaged, 151 students

**Score: 7.3 %**

-21.4 pts from target

NOT MEETING

no data prior year



# Climate, Culture & Opportunity

## Guardrail 1 - Welcoming and Supportive Schools

School Code | 6260 School Name | Henry H. Houston School

**Guardrail 1:** Every school will be a safe, welcoming and healthy place where our students, staff and community want to be and learn each day. This means that our schools will be: 1) environmentally safe and clean; and 2) spaces with inclusive climates that provide students with access to robust social, emotional, and mental health supports.

### School Climate Score

Score: 7.1



2021-2022 Target: 7.0  
0.1 pts above target

2025-2026 Goal: 7.0  
0.1 pts above target



### School Climate Survey

6.0/10  
Student Rating

9.1/10  
Parent Rating

7.0/10  
Teacher Rating

### School Instruction Score

Score: 7.8



2021-2022 Target: 8.0  
-0.2 pts from target

2025-2026 Goal: 8.0  
-0.2 pts from target



### School Instruction Survey

7.8/10  
Student Rating

7.8/10  
Parent Rating

7.8/10  
Teacher Rating

- Meeting Target
- Not Meeting Target



Yes



School Has at Least 2 Behavioral/Mental Health Support FTEs per 500 Students

# Climate, Culture & Opportunity

## Guardrail 1 - Welcoming and Supportive Schools

School Code | 6260 School Name | Henry H. Houston School

**Guardrail 1:** Every school will be a safe, welcoming and healthy place where our students, staff and community want to be and learn each day. This means that our schools will be: 1) environmentally safe and clean; and 2) spaces with inclusive climates that provide students with access to robust social, emotional, and mental health supports.

% of Students Attending at Least 95% of Instructional Days	% of Students Attending					
<p><b>All Students: 375 Students</b></p> <p><b>Score: 49.1 %</b></p>  <p>2021-2022 Target: 52.9 % -3.8 pts from target</p> <p>2025-2026 Goal: 60.0 % -10.9 pts from target</p> <p><b>NOT MEETING</b> no data prior year</p>	<p><b>Greater Than 95% of Instructional Days</b> 49.1 %</p>	<p><b>90-95% of Instructional Days</b> 26.1 %</p>				
<p><b>All Students: 375 Students</b></p> <p><b>Score: 75.2 %</b></p>  <p>2021-2022 Target: 82.3 % -7.1 pts from target</p> <p>2025-2026 Goal: 94.0 % -18.8 pts from target</p> <p><b>NOT MEETING</b> no data prior year</p>	<p><b>Additional Metrics</b></p> <table border="0"> <tr> <td data-bbox="1050 941 1470 1169"> <p><b>51.6%</b></p> <p>% of Teachers Attending at Least 95% of Work Days (Cumulative)</p> </td> <td data-bbox="1470 941 2037 1169"> <p><b>77.4%</b></p> <p>Teacher Annual Retention</p> </td> </tr> <tr> <td data-bbox="1050 1169 1470 1380"> <p><b>72.0%</b></p> <p>% of Teachers Receiving a Proficient MMS Rating</p> </td> <td data-bbox="1470 1169 2037 1380"> <p><b>28.0%</b></p> <p>% of Teachers Receiving a Distinguished MMS Rating</p> </td> </tr> </table>		<p><b>51.6%</b></p> <p>% of Teachers Attending at Least 95% of Work Days (Cumulative)</p>	<p><b>77.4%</b></p> <p>Teacher Annual Retention</p>	<p><b>72.0%</b></p> <p>% of Teachers Receiving a Proficient MMS Rating</p>	<p><b>28.0%</b></p> <p>% of Teachers Receiving a Distinguished MMS Rating</p>
<p><b>51.6%</b></p> <p>% of Teachers Attending at Least 95% of Work Days (Cumulative)</p>	<p><b>77.4%</b></p> <p>Teacher Annual Retention</p>					
<p><b>72.0%</b></p> <p>% of Teachers Receiving a Proficient MMS Rating</p>	<p><b>28.0%</b></p> <p>% of Teachers Receiving a Distinguished MMS Rating</p>					

- Meeting Target
- Not Meeting Target

# Climate, Culture & Opportunity

## Guardrail 2 - Enriching and Well-rounded School Experiences

## Guardrail 3 - Partnering with Parents / Family Members

School Code | 6260 School Name | Henry H. Houston School

**Guardrail 2:** Every student will have a well-rounded education with co-curricular opportunities, including arts and athletics, integrated into the school experience.

**Guardrail 3:** Every parent and guardian will be welcomed and encouraged to be partners in their child's school community.

### % of Students Participating in Visual / Performing Arts

*% of Students  
Participating in Visual /  
Performing Arts*

**99.7 %**

335 out of 336 students

### School Relationship Score

**Score: 8.5**



2021-2022 Target: 8.0

0.5 pts above target

MEETING  
2026 GOAL

no data prior year

### Additional Metrics



**Yes**

School Has a SAC/Parent Advisory Group



**Yes**

School Has a SAC/Parent Advisory Group That Meets Regularly



**4**

Number of SAC/Parent Advisory Group Meetings

- Meeting Target
- Not Meeting Target

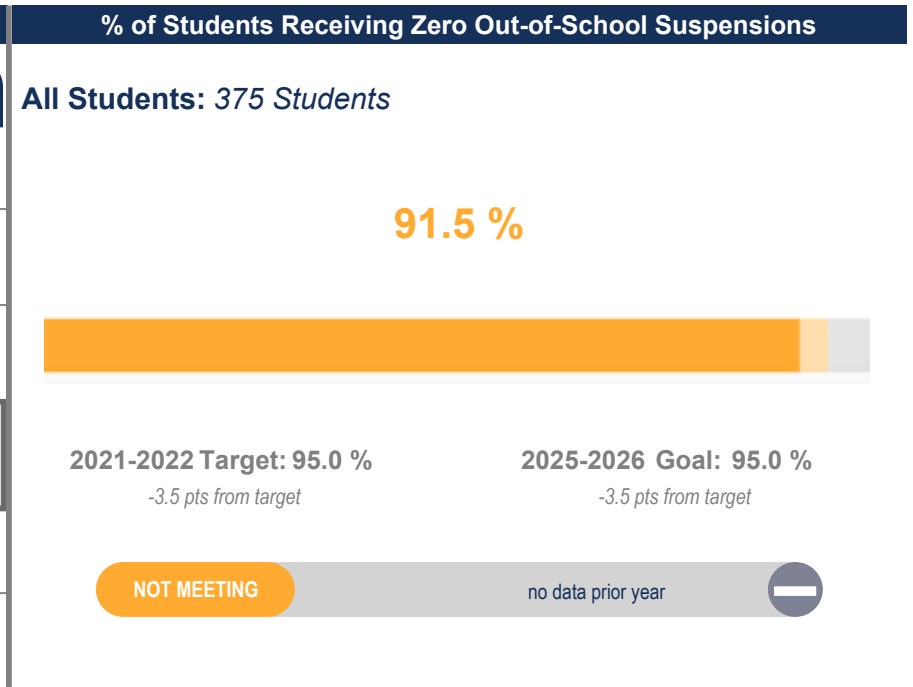
# Climate, Culture & Opportunity

## Guardrail 4 - Addressing Racist Practices

School Code | 6260 School Name | Henry H. Houston School

**Guardrail 4:** Our students' potential will not be limited by practices that perpetuate systemic racism and hinder student achievement.

Suspension Disproportionality		
	% of Enrollment (Total Enrollment)	% of Suspensions Given to Each Subgroup
All Students	(352)	
American Indian / Alaskan Native	0.3 %	(1) 0.0 %
Asian	0.9 %	(3) 0.0 %
Black / African American	79.3 %	(279) 100.0 %
Hispanic / Latino	3.4 %	(12) 0.0 %
Multi Racial / Other	2.6 %	(9) 0.0 %
Native Hawaiian / Pacific Islander	0.0 %	(0) 0.0 %
White	13.6 %	(48) 0.0 %
English Learners	0.3 %	(1) 0.0 %
Students with IEPs	25.3 %	(89) 58.5 %
Economically Disadvantaged	61.1 %	(215) 75.5 %



### % of Students Qualified to Attend Criteria-Based High Schools

All Students	Black / African American	Hispanic / Latino
75.0 %	75.6 %	Insufficient Sample

- Meeting Target
- Not Meeting Target